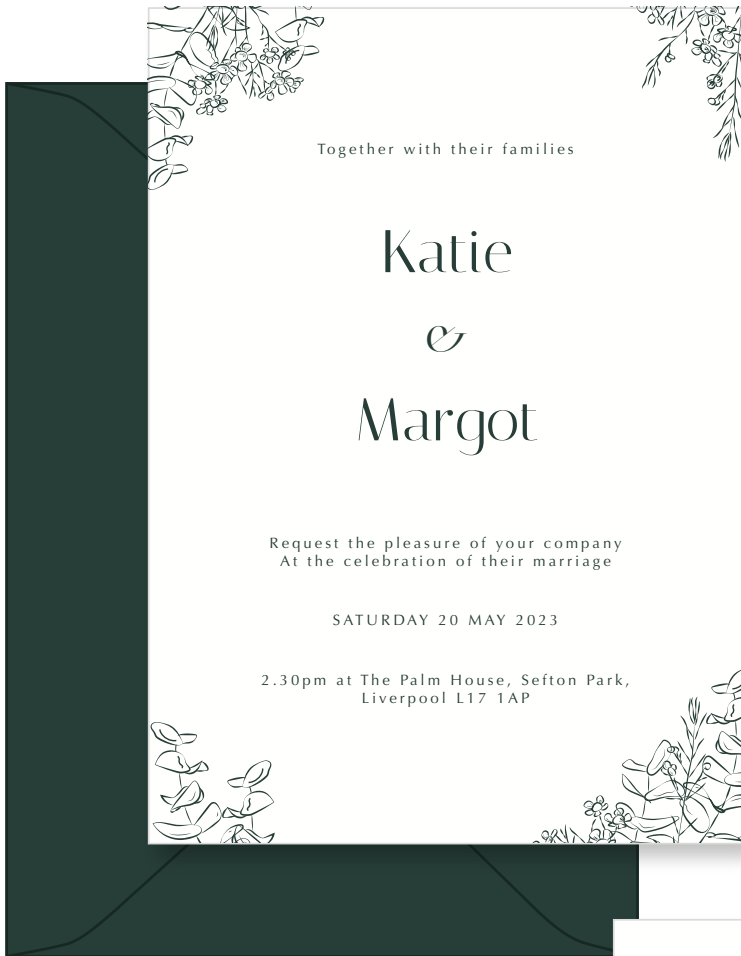


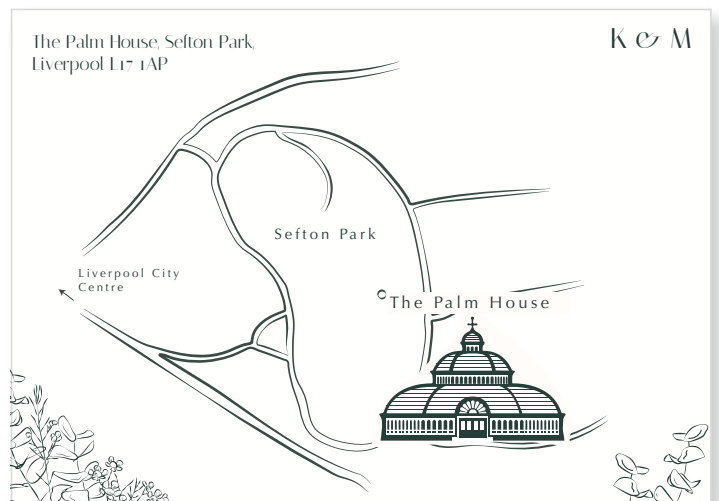
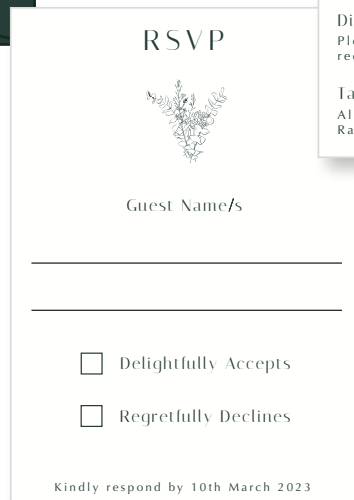
# The Dairy Studio

SEMI-CUSTOMISABLE WEDDING STATIONERY

LETTERPRESS + COTTON PAPER



- For The Contemporary
- Pretty + Delicate
- Romantic Type
- Floral Illustration





# Noa + Freddie

SATURDAY THE SIXTEENTH  
OF SEPTEMBER,  
TWENTY TWENTY THREE

CEREMONY AT THREE  
THIRTY | RECEPTION TO  
FOLLOW AT FOUR THIRTY

ST ANDREW'S CHURCH,  
SALCOMBE,  
DEVON TQ8 8DH

- For The Modern
  - Serif + San serif
- Bold + Eyecatching
  - Block Text



16  
09  
23

Save Our Date  
Noa + Freddie  
Salcombe, Devon



LOCATIONS - CEREMONY St. Andrew's Church, Church Sreet,  
Salcombe, Devon TQ8 8DH + RECEPTION Lannacombe House,  
Devon Road, Salcombe, Devon, TQ8 8HG

CARRIAGES - Carriages at midnight

ACCOMMODATION - Harbour Beach Club, + Gara Rock  
Hotel & Spa

TAXIS - Totally Taxis - 07542 626545 + HR Taxis - 07946  
322824

CONTACT DETAILS - Before the big day, Noa 07309 267388 /  
nandfwedding@gmail.co.uk + On the big day, Florence (Maid of  
Honor) 07445 364110

GIFTS - If you were thinking of giving us a gift to send us on our  
way, we have a gift list at John Lewis. (www.johnlewis.com). Our  
gift list number is 723588. This will be available from March 30th

DIETARY REQUIREMENTS - Please inform us of any dietary  
requirements to the email above by the 31st of June



**TO START** - Baby leek terrine, Lyme Bay crab and Dalwood  
asparagus with wild garlic dressing. Raw and preserved  
vegetables with whipped feta and beetroot borani.

**MAIN** - Devon Red beef served two ways, roast and braised  
with confit shallot & salsa verde. Herb-stuffed organic chicken  
and crispy bacon, roasting juices.

**SIDES** - New potatoes, lovage and roast walnut butter. French  
beans, beetroot borani and toasted seeds. Summer salad,  
sprouted seeds and elderflower vinaigrette.

**DESSERT** - Brown sugar meringue with whipped sour cream,  
caramelised apples and salted almonds. Strawberry mille  
feuilles with elderflower mousse and redcurrant ice cream.

**WINE** - Champagne Castelnau Brut Classique NV. Picpoul de  
Pinet, Domaine la Serre. Pinot Noir, Bericanto.

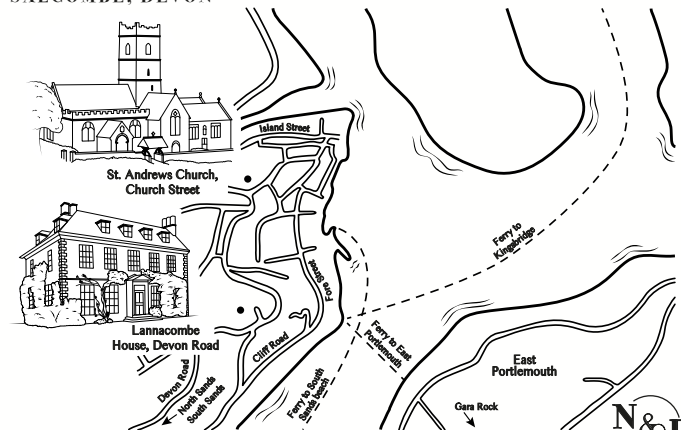
## RSVP

YES WOULDN'T MISS IT \_  
SADLY CAN'T MAKE IT \_

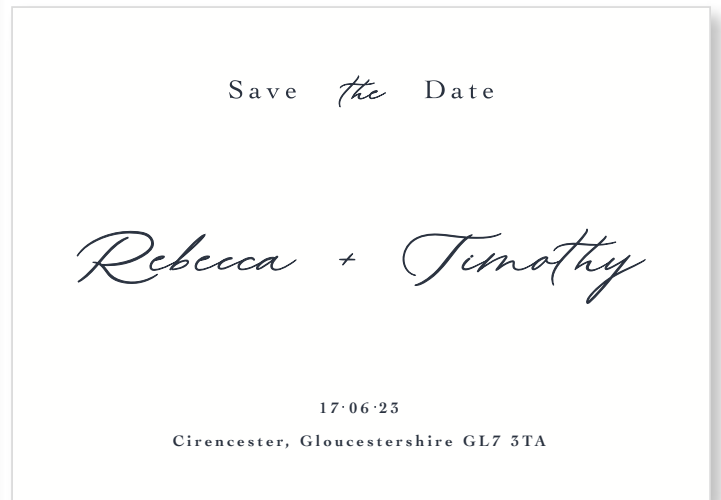
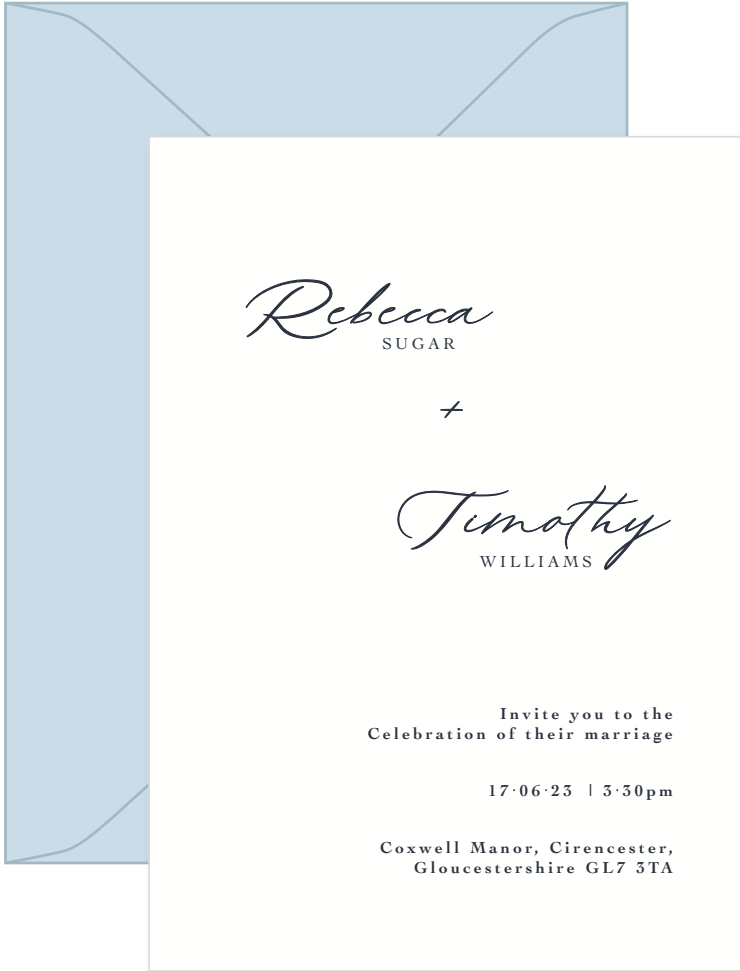
GUEST NAME/S

Kindly RSVP by 31st of June

## SALCOMBE, DEVON



- For The Traditional
- Simple + Elegant
- Timeless Script
- Capitals + Numbers



## SEMI-CUSTOMISABLE WEDDING SUITE

Please see below prices for our semi-custom wedding stationery. Remember you only need one set of stationery per household, not per guest. A good guide is to work out 65% of your guest list.

**125mm x 175mm Invitation 600gsm with a luxury coloured envelope\***

|      |      |      |      |      |      |      |      |      |      |      |      |
|------|------|------|------|------|------|------|------|------|------|------|------|
| 40   | 50   | 60   | 70   | 80   | 90   | 100  | 120  | 140  | 160  | 180  | 200  |
| £248 | £262 | £304 | £348 | £362 | £378 | £394 | £472 | £530 | £588 | £646 | £676 |

**105mm x 148mm Save The Date 600gsm with a luxury coloured envelope\***

|      |      |      |      |      |      |      |      |      |      |      |      |
|------|------|------|------|------|------|------|------|------|------|------|------|
| 40   | 50   | 60   | 70   | 80   | 90   | 100  | 120  | 140  | 160  | 180  | 200  |
| £198 | £212 | £246 | £278 | £292 | £302 | £314 | £378 | £424 | £492 | £514 | £540 |

**105mm x 148mm Details Card 600gsm\***

|      |      |      |      |      |      |      |      |      |      |      |      |
|------|------|------|------|------|------|------|------|------|------|------|------|
| 40   | 50   | 60   | 70   | 80   | 90   | 100  | 120  | 140  | 160  | 180  | 200  |
| £136 | £150 | £160 | £174 | £186 | £198 | £212 | £235 | £260 | £282 | £306 | £332 |

**74mm x 105mm RSVP Card 300gsm with a luxury coloured envelope\***

|      |      |      |      |      |      |      |      |      |      |      |      |
|------|------|------|------|------|------|------|------|------|------|------|------|
| 40   | 50   | 60   | 70   | 80   | 90   | 100  | 120  | 140  | 160  | 180  | 200  |
| £153 | £161 | £188 | £209 | £217 | £226 | £235 | £281 | £313 | £360 | £377 | £399 |

**105mm x 148mm Map 600gsm\* (Price below includes a design fee of £150\*\*)**


|      |      |      |      |      |      |      |      |      |      |      |      |
|------|------|------|------|------|------|------|------|------|------|------|------|
| 40   | 50   | 60   | 70   | 80   | 90   | 100  | 120  | 140  | 160  | 180  | 200  |
| £286 | £300 | £310 | £324 | £336 | £348 | £362 | £385 | £410 | £432 | £456 | £482 |

\*Post & packaging is not included in this total cost.


\*\*The design fee is subject to change until we discuss the design of the map you would like. Price is determined by number of illustrations and detail involved. Please do get in touch to hear a more accurate quote.

## WEDDING STATIONERY - Colour Options


### Choice of 14 Ink Colours




Deep Rose



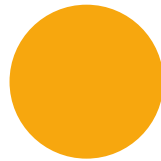
Cherry



Deep Red




Terra



Citrine




Khaki




Forest



Navy




Turquoise




Amethyst




Putty



Slate



Bitter Brown



Black

### Choice of 24 Envelope Colours




Bright White




Grey White




Pale Biege




Pale Blush



Dusty Pink




Deep Rose




Cherry




Deep Red




Terra




Citrine




Grey Pale Sage




Black




Sage




Khaki




Forest



Navy




Turquoise



Aquamarine




Lilac




Amethyst




Putty



Slate



Bitter Brown



Black

## *Congratulations!*

What an exciting time you have ahead of yourselves. I can't wait to hear more about the plans you have for your big day, and make some of those plans come to life! Your wedding stationery is a chance to put your personalities and wedding style on paper and share this for the first time to your guests.

Below I will explain how I will work with you, as well as just how beautiful letterpress stationery is! If your question isn't answered below, then please do not hesitate to get in contact with me at [hello@thedairystudiodesign.co.uk](mailto:hello@thedairystudiodesign.co.uk).

*Big love,  
Lizzie*

## *Letterpress & Hot Foil*

The letterpress & hot foil stationery I print is all printed by hand, feeding each individual piece of paper into the press, (my letterpress printer dates back to the 1920's!) Letterpress & hot foil stationery differs from digital printing, and creates a beautiful tactile impression into the surface of the paper.

## *Your Stationery Time-lines*

Here are some rough guidelines I suggest to follow for your stationery ahead of your wedding...

1. Ordering save-the-dates: 1 year in advance or as soon as you know more details about your big day.
2. Sending save-the-dates: 9 months to 1 year in advance
3. Ordering wedding invitations: 6-12 months in advance
4. Sending wedding invitations: 3-6 months in advance

## *Our Stationery Time-lines*

These are the time-lines I work towards. These are subject to change depending on the design work involved, any extras you would like to add, the quantity of stationery you are ordering and the number of items within your wedding suite.

For my semi-customisable wedding collections follow the below...

1. Design turnaround 2-4 weeks  
(subject to couples responding to emails within 2 working days, and vice versa)
2. Print Production 3-6 weeks

For bespoke wedding suites the while process can take around 4 months

## *Proofs*

I will always send you a digital proof of your design to confirm it before I get set to print. Unfortunately I don't offer physical proofs as due to the nature of letterpress & hot foil printing this is not possible. The client is responsible for checking that the final digital proof is correct for spelling, grammar and overall design.

## *Finish & Colours*

The way letterpress printing works, is that a thin layer of transparent ink is applied to your printing plate and then this gets transferred onto the surface of the heavyweight paper. This means that sometimes some graininess may occur when printing larger/block areas of design. Also impression throughout the design may vary too. When printing smaller/detailed pieces of design the impression will be slightly deeper compared to printing larger/block areas of design, where the impression is more spread out.

I will always try and show you the most accurate colour reference when sharing your digital artwork to you, but this colour may vary when I bring your stationery to life. I mix all of my letterpress inks by hand by following a Pantone (uncoated) formula guide and select the closest colour to your digital artwork.

## Stationery Process

### 1. Your wedding vibe!

The fun starts straight away... chat to me about your wedding. I would love to hear about the vibe, colours, style, flowers, venue, number of guests and anything else you would like to share with me. This is not just lovely to hear about but super helpful for me to help guide you as we work together. Then we can discuss whether you would like to select one of my semi-customisable designs or if you would like to have a bespoke wedding suite designed.

### 2. Your details

Once you know the details of your wedding please share them as soon as you can. Time can quickly slip away so the quicker we get started, the more smoothly your stationery journey will be.

### 3. Design comes to life

I then get to work and design your wedding stationery based on all the details you have given me. Once the artwork is finished, I will email it to you, suggesting colours for ink and envelopes if you haven't picked these already.

### 4. Sign off

Signing off your design is one of the most important parts of the process and you will receive a final PDF, which I will ask you to give a good read of everything including spelling and grammar. Once you are happy, your design is locked in and then we move on to print production.

### 5. Print production

You now get to sit back and relax whilst I bring your stationery to life. Letterpress & hot foil stationery is produced in house and I hand print everything. This really is a labour of love, so turnaround times are longer than digital printing, but it really is worth the wait!

### 6. Delivery

I take as much care when packaging as I do printing your stationery. The moment you open your parcel is just as important as every other stage. Your stationery will be couriered to you by DPD to ensure it gets to you in safe hands.

## Pricing

### 1. Design Fee

The great thing about ordering one of my semi-customisable wedding designs is that you don't need to worry about a design fee being added as all the design work has been done! If you want your wedding stationery to be that little bit more personal, I will advise the design fee involved in a bespoke wedding suite when we first get chatting about your stationery

### 2. The more you order the cheaper per unit it is

The minimum order quantity starts at 40 pieces per item of stationery and the more you order the cheaper it becomes per unit/piece of stationery

### 3. Added extras (venue illustrations, detailed maps, bespoke monogram, belly bands)

If you would like to add more personal touches to your chosen wedding design, this is not a problem. Just let me know as soon as you get in touch and I will advise the extra design fee and slightly longer lead-times involved.

### 4. Quotes valid for 30 days

When I send over your quote, this quote will be valid for 30 days. After this, a new quote will need to be re-issued. Quotes are subject to change until your stationery design has been finalised.

### 5. Payment

Once you have confirmed you would like to proceed with your wedding stationery, I will send you an invoice for 50% of the total ahead of any design work starting. Then once your stationery is all printed and ready to be packaged I will ask for the remaining 50%. Payment is to be settled via BACS.

## Post & Packaging

Postage - DPD Tracked Courier at £26.55

Packaging - The environment is important to me and as much as I try to only use eco-friendly packaging when sending your stationery, unfortunately paper can be heavy and if not protected well, it can get damaged in the post. So I do use bubble wrap that's on it's second use. Please always try to re-use or recycle the bubble wrap if possible from your parcel instead of throwing it away.